

WHERE BEAUTY




FUNCTION MEET



PRESERVATION[®]

HIGH-PERFORMANCE WINDOWS




- Design Specialist
- Solutions Provider
- Experienced Dealer
- Licensed Builder/Contractor

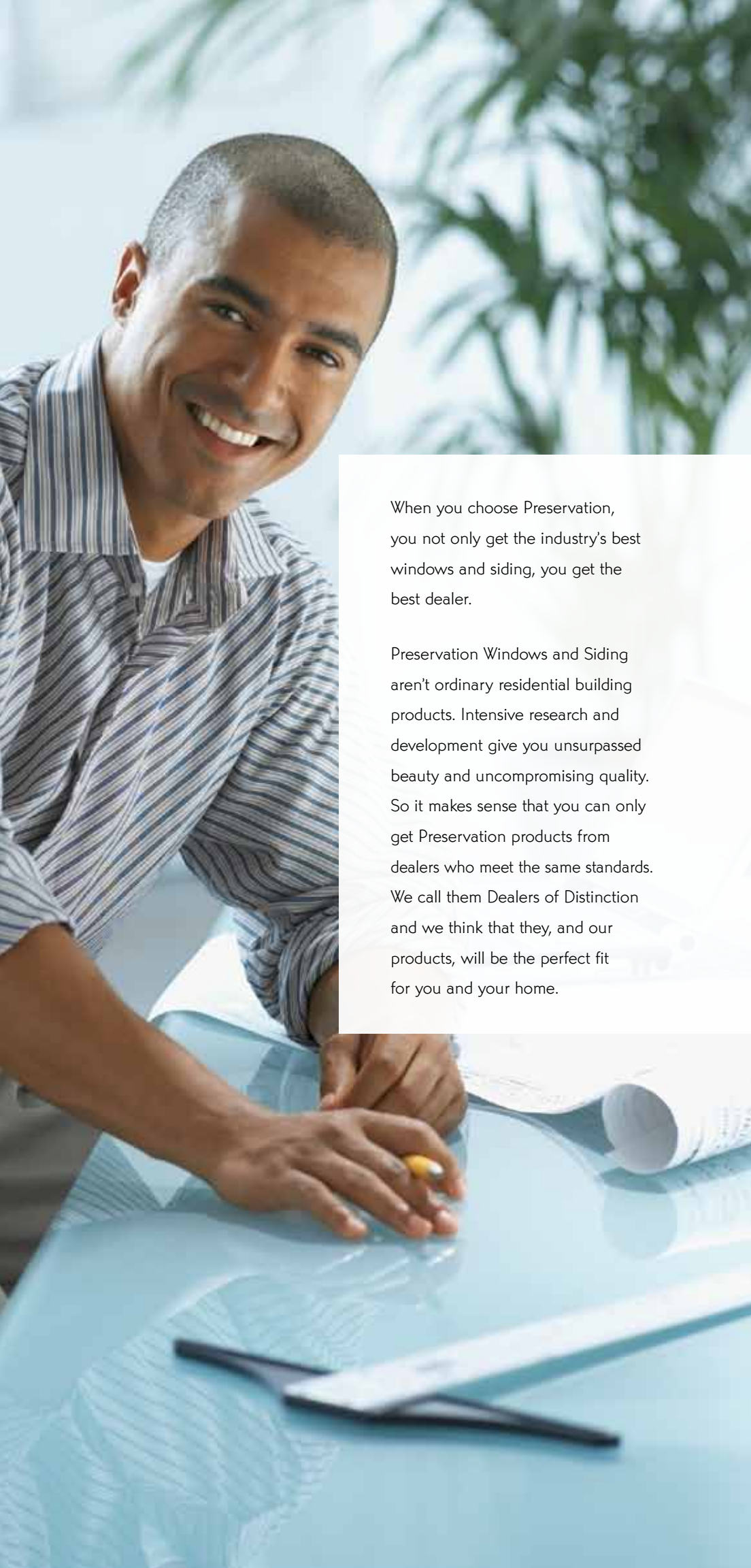
P R E S E R V I N G
C H A R A C T E R
T A K E S C H A R A C T E R

THAT'S WHY PRESERVATION IS ONLY OFFERED
THROUGH AN EXCLUSIVE DEALER NETWORK.

We continually strive to meet the demands of home-owners who, like you, want the best. Our Preservation dealers are Dealers of Distinction, with one goal: PRESERVING THE CHARACTER OF YOUR HOME and your peace of mind.

Ours are the dealers who look beyond just selling products. They're much more. They're home improvement Design Specialists who possess the expertise to match the Preservation products that best suit your character and your home's uniqueness.





When you choose Preservation, you not only get the industry's best windows and siding, you get the best dealer.

Preservation Windows and Siding aren't ordinary residential building products. Intensive research and development give you unsurpassed beauty and uncompromising quality. So it makes sense that you can only get Preservation products from dealers who meet the same standards. We call them Dealers of Distinction and we think that they, and our products, will be the perfect fit for you and your home.

PRESERVATION IS PREMIUM



Your Preservation Windows are backed by an industry-leading Lifetime, Transferable Warranty* – a written pledge of lasting quality and value. Equally important, you also can be assured your Preservation Dealer of Distinction has a proven reputation for professionalism and strength of character, as well as these other outstanding attributes:

- Superior Quality Installation and Service Standards
- Established, Reliable – Takes Pride in Their Work
- Expertise in Design and Troubleshooting
- Results-Oriented Consulting for Energy Solutions
- Solid Reputation in the Community and Industry
- High Rate of Customer Referrals

Superior service is part of the Preservation experience and Dealers of Distinction pass the true test of customer care. Because of the value placed on building a long-term relationship, service does not end after installation of the product. Extra attention to technical, product and customer support are efforts that distinguish your authorized dealer from ordinary contractors.

*See printed warranty for complete details.

THE PRESERVATION COLLECTION



WINDOWS



SIDING



ACCENTS

DON'T JUST TAKE OUR WORD FOR IT

"We just love our 30-year-old 'new' house. The experience with the window and siding installation crew was a pleasure. They truly went out of their way to make it fast and easy."

"Professionalism, attention to detail, friendliness, and a genuine concern for our well-being are just a few of the characteristics shown by your installation team. Your product is by far the best of the six companies I examined in the four months previous to our meeting. You can be assured of good reviews and wholehearted recommendations to all with whom I come in contact!"

"Our new siding and windows are beautiful and we are extremely happy. Every aspect of our project went as advertised and as the sales representative led us to expect. The installer's attention to detail, professionalism and friendly attitude were refreshing."





EXCEPTIONAL WINDOW DESIGN AND FUNCTION

UNSURPASSED QUALITY, FUNCTIONAL BEAUTY
AND MAINTENANCE-FREEDOM.

Preservation Windows encompass all of the hallmarks of exceptional window design, in custom styles to masterfully complement your home's architecture. Plus, Preservation Windows deliver the added benefits of unparalleled energy efficiency and conservation. Preservation Windows are designed to help reduce heating and cooling costs and make your home more comfortable.

Every Preservation Window is manufactured to provide generations of worry-free enjoyment. Performance endorsed by a lifetime limited transferable warranty.



ORIGIN II™ *Vinyl Technology*

The heart of the Preservation platform is Origin II™ premium vinyl resin. This advanced vinyl is rugged, durable and virtually maintenance-free. The material's low thermal conductivity makes it the perfect choice for window manufacturing. It assures that Preservation Windows will never rot, peel, blister, swell or deteriorate from corrosion or pitting. Preservation's Origin II vinyl also features through-and-through color compounding, so your windows will never require staining or painting.



IntegraWeld *Fusion Welding*

Every sash and masterframe corner of the Preservation Window features IntegraWeld Fusion Welding, a technologically advanced method of construction that delivers superior strength. The IntegraWeld method produces full-contact welding points and does not require below-the-face flash clean-up. The result is maximum strength welding with a clean low-spread finished appearance. And, unlike mechanically fastened windows, Preservation Window corners will never work loose or leak air or water.



Renovation **MASTERFRAME**

Preservation Double-Hung, Sliding and Casement Windows feature a beveled exterior masterframe. This masterframe design helps the Preservation Window accommodate differing installation methods and architectural styles. It helps to ensure that every Preservation Window installation will look and perform great, now and for generations to come.



MAXUM33™ *Fiberglass Sash Reinforcement*

Our double-hung and sliding windows feature Maxum33™ fiberglass sash meeting rail reinforcements. Maxum33 adds extra strength to the sash meeting rails to help prevent flexing during heavy winds.



ProgressiveEfficiency **Sash and Masterframe** **Insulation**

The premium vinyl resin used in the construction of Preservation Windows provides superior energy efficiency. But we've taken thermal performance even further by incorporating Progressive Efficiency high-density carbonized polystyrene insulation into both the sash and masterframe of our windows. Preservation's insulation is also pre-expanded to eliminate the inconsistencies found with some insulating methods.



TrueCapture™

Sloped Sill

Our double-hung windows feature a TrueCapture™ sloped sill. This sill design incorporates the elegant look of a traditional sloped sill with the energy-efficient properties of a capture sill. The result is a great looking window that is better able to withstand harsh elements.

EvenForce™

Balance System

Our double-hung windows feature the EvenForce™ block and tackle balance system. This system ensures smooth and easy sash opening and closing and has been rigorously tested for decades of operation.

PHIFER BETTERVUE®


BetterVue® screens do for your windows what high-definition technology has done for television: it maximizes the view by making it sharper and more brilliant. Better airflow, a clearer view, and superior insect protection versus standard fiberglass screens.

Lifetime

Limited Warranty

Peace of mind. It should be the result of any good home remodeling project. Every Preservation Window is backed by a lifetime limited warranty* to provide you with years of worry-free comfort. And because our warranty is fully transferable, it not only protects you, but can also help the resale value of your home. Plus, the Preservation Warranty features an unparalleled non-prorated seal failure and glass breakage warranty.





WHILE A WINDOW'S BEAUTY CAN NEVER BE EXPRESSED IN NUMBERS . . . ITS PERFORMANCE CAN


AIR INFILTRATION

Preservation Windows are tested for air infiltration using the industry's rigorous air infiltration resistance testing procedure. Test ASTM E 283.



WATER-RESISTANCE

Preservation Windows are subjected to a driving water spray of five gallons per hour/per square foot (equals rainfall of eight inches per hour) at a simulated wind speed of over 57 mph. Test ASTM E 547.



STRUCTURAL LOAD

Preservation Windows are subjected to interior (negative) and exterior (positive) structural load conditions simulating a wind speed of over 190 mph (the highest ranking on the Hurricane Damage Potential Scale is a Category 5, which is reserved for those hurricanes which exceed 155 mph wind speeds). Test ASTM E 330.



PRESERVATION WINDOWS ARE BUILT TO WITHSTAND THE TEST OF TIME AND MOTHER NATURE . . . AND CERTIFIED TO PROVE IT

Preservation Windows are certified by subjecting them to the battery of ASTM (American Society for Testing and Materials) tests for air infiltration, water-resistance and structural load. These tests are part of the accepted industry standard for windows. (AAMA/WDMA/CSA 101/1.S.2/A440-05)

Independent third parties from an AAMA (American Architectural Manufacturers Association) approved testing laboratory witness all tests. AAMA is a national trade association that establishes voluntary standards for the window and door industry. The AAMA Administrator issues the Certification.



INSULATING GLASS CERTIFICATION COUNCIL

The Insulating Glass Certification Council (IGCC) is a non-profit organization jointly established in 1977 by manufacturers, consumers, specifiers, and others concerned with the quality and performance of insulating glass units. IGCC sponsors and directs an independent, true third-party certification program. Periodic accelerated laboratory tests, per American Society for Testing and Materials (ASTM) specifications, and unannounced plant quality audits and inspections assure the quality and performance of sealed insulating glass products.



THE TEST OF GREAT DESIGN

– WHEN BEAUTY AND

FUNCTION MEET. YOU SEE

IT IN THE ELEGANCE OF

ITS BEVELED MASTERFRAME,

IN THE ENERGY EFFICIENCY

OF ITS TRUENCAPTURE

SLOPED SILL AND IN THE

SMOOTH OPERATION

OF ITS EVENFORCE

BLOCK AND TACKLE

OPERATING HARDWARE.

IT IS THAT EASY BEING GREEN

IT'S EASIER THAN YOU CAN IMAGINE TO GO GREEN WHEN IT COMES TO YOUR HOME.

Perhaps when you think of green building, it requires installing solar panels and building with products derived entirely from recycled materials. Actually, it's as simple as choosing a quality vinyl window, such as Preservation High-Performance Windows.

The U.S. Green Building Council (USGBC) has established the Leadership in Energy and Environmental Design (LEED) Green Building Rating System to encourage and accelerate green building practices across the building industry. LEED for Homes is the nationally accepted benchmark for design and construction in the housing market.

According to LEED for Homes, there are several criteria that make a home green: energy efficiency (the home uses less energy and natural resources), material selection and an indoor environmental quality that is healthier and more comfortable to the occupants than traditional building products (i.e., less exposure to mold, mildew and other indoor toxins and reduces outside noise).

Preservation Windows are the smart choice when considering Green building practices because they meet high standards and criteria set by LEED.



WITH PRESERVATION, YOU'LL USE LESS ENERGY AND CONSERVE NATURAL RESOURCES

Since their introduction in 2000, the materials used to make every Preservation sash and masterframe are 100% recyclable – making it easy to go green. According to the Vinyl Institute, the selection of vinyl windows over less energy-efficient window frames saves enough energy to meet the annual electricity needs of 20,000 single-family homes.

The multiple layer, low-emissivity (Low-E) glass used in the EnergyMaxx® 10 insulated glass package is 60% more energy-efficient than a clear insulated glass package. While it helps keep your home warmer in the winter and cooler in the summer, it also protects the environment, reducing the consumption of fossil fuels.

LESS WASTE, MORE PRODUCT

Vinyl can be reprocessed and recycled repeatedly, so scrap from our manufacturing process is recycled into other vinyl products, making ours a resource-efficient operation. The durability of PVC also creates an environmental advantage. The longer a product lasts, the less energy and other resources must be utilized to make replacement products.

A GREEN HOME IS A HEALTHIER HOME

The SST™ Foam Spacer used in every Preservation Window is more than 16 degrees warmer at the edge of the insulated glass unit, making it 66% more efficient than standard metal spacers. This in turn, helps to reduce condensation which leads to mold and an unhealthy environment.



The reduced maintenance required by Preservation Windows means no painting, staining or stripping – ever. Many paints, stains and stripping agents release volatile organic compounds (VOCs) into the atmosphere, which contribute to atmospheric pollutant levels.

BE ECO-FRIENDLY. CHOOSE VINYL

Vinyl windows are recognized as an environmentally preferable product. Here are a few reasons why:

- The leading component in the production of vinyl is common salt, an inert natural resource. More than half of vinyl's PVC resin is derived from salt, a sustainable resource.
- We recycle the in-plant scrap, ensuring maximum re-use of material and minimal waste product from plants.
- Vinyl window products generally weigh less than other substrate window products, requiring less energy consumption during transportation.
- Information from the National Association of Home Builders (NAHB) indicated vinyl windows should last a lifetime, therefore they will not need to be replaced, reducing the need for new products.

Source: Vinyl Institute. U.S. EPA Inventory of Sources of Dioxin and Dioxin-Like Compounds.





BEST-IN-CLASS WINDOW TECHNOLOGY

Preservation Windows incorporate cutting-edge design innovations to deliver superior performance and enduring style. Take a closer look at the structural integrity, insulating components and aesthetic appeal of this exceptional window.

1. Premium vinyl masterframe and sashes will never chip, peel, crack or warp. The extruded color is formulated throughout so the beautiful luster lasts.
2. Foam-enhanced masterframe and sashes for added insulation efficiency.
3. Integral insulating air chambers help to reduce conduction and cut high-energy usage.
4. Quad 4 fin seal weatherstripping concealed in the header provides increased protection and enhanced aesthetics.
5. Optional triple-pane insulated glass unit with optimal air space improves year-round performance. (Double-pane glass is standard.)
6. Interlock at sash meeting rails provides a strong seal against air infiltration.
7. SST Spacer System with a patented structural foam design helps block the conduction of heat at the edge of the glass for superior thermal performance and longevity.
8. Polyurethane fiberglass reinforcement in the sash meeting rails significantly increases structural performance.
9. Double lift rails are integrated into the sash for a smooth, continuous frame; ensures easy operation and stability.
10. Coved contoured glazing bead provides added protection and a neat finished look.
11. TrueCapture sloped sill helps water drain to the exterior while enhancing protection from water and air infiltration.
12. Hidden screen track for clean lines and added beauty.

ADDITIONAL FEATURES

- Fusion-welded sashes and masterframe add strength and rigidity. Tough, extra-thick extrusion walls provide the ultimate in welding strength.
- Dual vent stops provide a limited and convenient opening of the window for ventilation.
- Full balance covers help protect against air infiltration while adding a finished look to the window frame.
- Heavy-duty block and tackle balance system for smooth and easy fingertip operation.
- Tilt-in top and bottom sashes make cleaning safe and easy from inside the home.
- Triple-barrier weatherstripping provides superior protection from air and water infiltration.
- Dual-durometer exterior glazing bead provides excellent watershed and enhanced beauty.
- Half screens are standard; optional full screens are available.*

WINDOW OPTIONS

- ENERGY STAR® qualified EnergyMaxx insulated glass packages.
- Decorative grid patterns and profiles to complement your home.
- Polished and frosted V-grooved cut glass and beveled-leaded stained glass.
- A wide variety of frame color combinations, including polyurethane coated exteriors and interior woodgrain laminates for custom appeal.
- Elegant metal-finish handles and hardware.

*Full screens are standard on exterior color-finished windows.

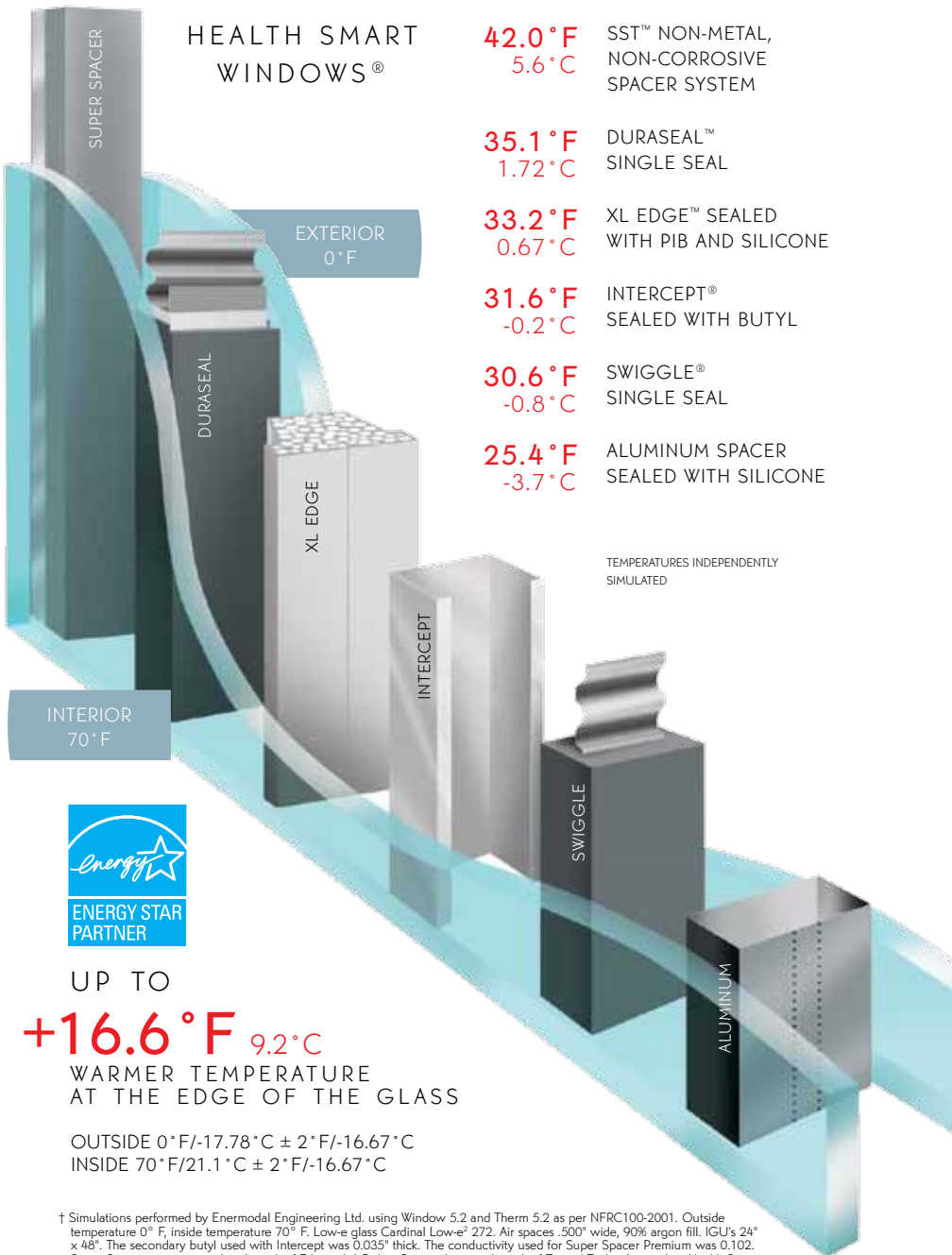
STRUCTURAL STRENGTH AND DESIGN DISTINCTION



Triple-pane glass option shown.

THE INDUSTRY'S MOST ADVANCED SPACER

COMPARISON OF GLASS EDGE TEMPERATURES AMONG VARIOUS SPACER SYSTEMS†



UP TO

+16.6°F 9.2°C

WARMER TEMPERATURE AT THE EDGE OF THE GLASS

OUTSIDE 0°F/-17.78°C ± 2°F/-16.67°C
INSIDE 70°F/21.1°C ± 2°F/-16.67°C

† Simulations performed by Enermodal Engineering Ltd. using Window 5.2 and Therm 5.2 as per NFRC100-2001. Outside temperature 0° F, inside temperature 70° F. Low-e glass Cardinal Low-e² 272. Air spaces .500" wide, 90% argon fill. IGU's 24" x 48". The secondary butyl used with Intercept was 0.035" thick. The conductivity used for Super Spacer Premium was 0.102. Super Spacer is a registered trademark of Edgetech I.G. Inc. Duraseal is a trademark of Truseal Technologies, Inc. Health Smart Windows is a registered trademark of Edgetech I.G. Inc. SST is a trademark of AMI. XL Edge is a trademark of Cardinal Glass Industries. Intercept is a registered trademark of PPG Industries Inc. Swiggle is a registered trademark of TruSeal Technologies, Inc. Spacer performance results courtesy of Edgetech I.G. Inc.

HIGH-PERFORMANCE SST SPACER SYSTEM

Energy efficiency and improved lifestyle are two of the primary considerations involved in choosing new windows for your home. Preservation's EnergyMaxx insulated glass package enhances both. By combining our SST Spacer System with a glass unit of UV-filtering Low-E glass and argon or krypton gas, we have created a high-performance glazing system that provides optimal energy efficiency and comfort.

PREVENT WINDOW CONDENSATION

The spacer system in your window not only serves to stabilize the panes of glass, it also plays a key role in avoiding condensation. Inferior "cool-edge" metal-to-glass spacer systems promote condensation at the window edge where the glass insulates least effectively. Occurring most often in well insulated and weathertight homes, this condensation is damaging to woodwork and draperies and can lead to mold and mildew. The SST non-metal design virtually eliminates condensation — keeping your windows in great shape season after season.



TRADITIONAL ALUMINUM BOX METAL SPACER

The metal spacer holding the glass panes together causes damaging condensation and loss of insulation performance in a window.



SST WARM-EDGE TECHNOLOGY

SST's patented structural foam design blocks the path of escaping heat far more efficiently than any other type of spacer. The result: costly conduction of cold air to warm glass and condensation are dramatically reduced.

SST'S PROVEN ADVANTAGES:

- Exclusive, patented, true warm-edge
- Patented double seal system
- Up to 66% more thermally efficient at the edge of glass than windows made with conventional aluminum spacers
- Up to 18% improved sound absorption over traditional spacers
- Over 8 times less conductive than aluminum box spacers
- Reduces the chance of seal failure
- Helps to lower energy costs
- Tested and proven durability



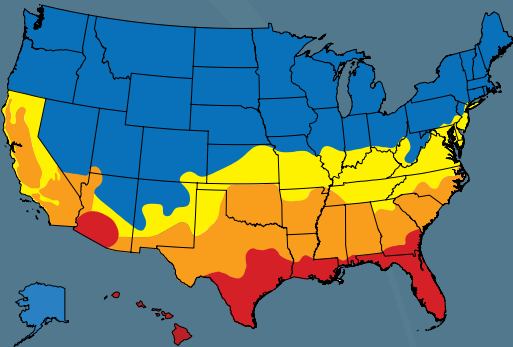
Energy-engineered for year-round comfort, Preservation Windows utilize the SST spacer to create an ultra-efficient thermal barrier. Many windows are constructed with a metal spacer between the panes to give the glazing unit structural stability. However, these metal edges conduct cold from the outside of your home at a rate of up to 131% higher than the SST foam spacer. By combining a patented structural foam spacer with a seal of hot melt butyl to create a "warm" non-conductive edge, the non-metal SST warm-edge design eliminates metal-to-glass contact, increasing glass edge temperatures by as much as 16.6°F — up to 66% more efficient than typical aluminum box metal spacers.

The SST warm-edge spacer also helps to minimize the subtle movement of the glass panes cause by changes in temperature, thereby helping to prevent seal failure and reducing the stress on the glass panes.

HIGH-PERFORMANCE GLASS PACKAGE

ENERGYMAXX

Be sure to ask your
Preservation representative
about ENERGY STAR®
qualified products.



EnergyMaxx multiple layer low-emissivity glass, argon and krypton gas filling and SST warm-edge technology create a state-of-the-art energy-management system.

Preservation Windows feature optional high-performance glass packages that combine our SST Warm-Edge Spacer System, UV-filtering multiple layer Low-E glass with argon or krypton gas, in dual- or triple-pane insulating glass units. Preservation Windows are ENERGY STAR qualified and they help you reduce your heating and cooling costs while making your home more comfortable.

The EnergyMaxx insulated glass package in Preservation Windows features multiple layer low-emissivity (Low-E) glass, the latest advancement in glass coatings. Annealed flat glass is vacuum coated with multiple layers of silver and titanium that combine to create high-efficiency glass with unsurpassed properties of energy efficiency, UV reflection, clarity, damage reduction and visible light transmittance. The result is added comfort and energy efficiency in both the summer and winter.

ENERGYMAXX 4



EnergyMaxx 4 features a 1" single-surface multiple layer vacuum-deposition Low-E insulating glass unit filled with argon gas. It delivers performance up to 35% more energy-efficient than standard insulating glass units.

ENERGYMAXX SC ELITE



EnergyMaxx SC Elite incorporates two panes of multiple layer vacuum-deposition Low-E insulating glass filled with argon gas and provides performance up to 65% more energy-efficient than standard insulating glass units. EnergyMaxx SC Elite's enhanced solar control helps 'beat the heat' on hot summer days.

ENERGYMAXX 7



EnergyMaxx 7 is almost 54% more energy-efficient than standard insulating glass systems because it combines two panes of multiple layer vacuum-deposition Low-E glass with an interior glass pane and two insulating chambers of argon gas. The result is a triple-pane insulating glass unit that is designed to help save substantially more energy than standard insulating glass. And, because all three panes are made of glass, the distortion and haze that can result in non-glass systems is eliminated.

ENERGYMAXX 10



EnergyMaxx 10 is our ultimate glass system. It delivers performance 60% more energy-efficient than ordinary insulated glass systems and nearly 80% more than clear single-pane glass units because it combines two panes of multiple layer vacuum-deposition Low-E glass with an interior glass pane and two insulating chambers of krypton gas. The result is a triple-pane insulating glass unit that delivers ultra-high energy efficiency. And, because all three panes are made of glass, the distortion and haze that can result in non-glass systems is eliminated.

SUMMER PERFORMANCE



EnergyMaxx filters long-wave radiation from the sun. This reduces solar heat gain from the summer sun, helping to keep your home cooler. In the summertime where windows are exposed to direct radiation, EnergyMaxx's Low-E coated glass helps block unwanted ultraviolet radiation and reflects away the long-wave infrared radiation that can add heat to the inside of your home.

WINTER PERFORMANCE

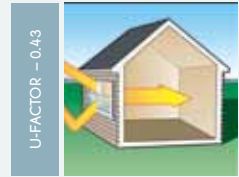


EnergyMaxx takes on a new duty in winter months. It lets warm solar rays into your home, while helping to prevent indoor heat from escaping. In cold weather, you spend your energy dollars generating long-wave radiation, as in heat from a furnace. That heat moves toward your cooler windows, but EnergyMaxx acts like a mirror, reflecting it back inside to help save you money!

ENERGYMAXX 10 ELITE INSULATED GLASS PACKAGE

IMPROVING A WINDOW'S WINTER U-FACTOR PERFORMANCE

The U-Factor (also referred to as U-Value) is a number that represents the rate of heat flow through a glazing system. The lower the U-Factor, the greater a window's resistance to heat flow and the better its insulating value. This performance is critical to homeowners who may experience increased heating conditions not only during the winter months, but late fall and early spring as well. This chart shows that the EnergyMaxx 10 Elite insulated glass unit that utilizes multiple panes of multi-layer, low-emissivity (Low-E) glass will outperform the standard clear unit by 60%.



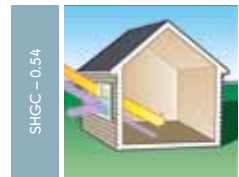
Standard clear unit, conventional aluminum spacer, air fill



EnergyMaxx 10 Elite unit, Super Spacer, krypton gas fill

A SOLUTION FOR SOLVING THE SOLAR HEAT GAIN COEFFICIENT DILEMMA

The solar heat gain coefficient (SHGC) is a number that represents the fraction of solar radiation admitted through a window, both transmitted and absorbed and subsequently released inward. The lower a window's solar heat gain coefficient, the less solar heat it transmits, which therefore leads to a more comfortable interior of the home. Climates or seasons that rely heavily on air conditioning will benefit from a window product that displays a lower SHGC. As shown, the EnergyMaxx 10 Elite will outperform the standard clear insulated glass unit by as much as 69%.



Standard clear unit, conventional aluminum spacer, air fill



EnergyMaxx 10 Elite unit, Super Spacer, krypton gas fill

REDUCING UV ENERGY WHILE MAINTAINING THE VISIBLE LIGHT

Ultraviolet (UV) is an invisible portion of the electromagnetic spectrum and is found in everyday sunlight. These rays are responsible for the fading of carpets, hardwood flooring, fabrics and even paint finishes. Visible light is simply that, the portion of the electromagnetic spectrum that produces light that can be seen. The EnergyMaxx 10 insulated glass unit reduces harmful UV rays by as much as 97%, while still allowing abundant visible light in comparison to a standard clear unit.



Standard clear unit, conventional aluminum spacer, air fill



EnergyMaxx 10 Elite unit, Super Spacer, krypton gas fill

**COMPARE FOR YOURSELF –
PRESERVATION WINDOWS REALLY DO STACK UP!***

	U-FACTOR	SHGC	VISIBLE LIGHT
CLEAR SINGLE PANE	0.85	0.61	0.60
STANDARD DOUBLE PANE	0.43	0.54	0.57
ENERGYMAXX 4	0.28	0.27	0.50
ENERGYMAXX 4 ELITE	0.27	0.19	0.45
ENERGYMAXX SC	0.27	0.25	0.45
ENERGYMAXX SC ELITE	0.27	0.19	0.40
ENERGYMAXX 7	0.20	0.23	0.41
ENERGYMAXX 7 ELITE	0.20	0.18	0.36
ENERGYMAXX 10	0.17	0.23	0.40
ENERGYMAXX 10 ELITE	0.17	0.17	0.36

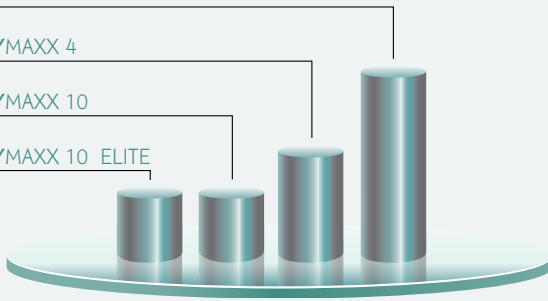
WINTER U-FACTOR PERFORMANCE*

0.43 CLEAR INSULATED GLASS UNIT

0.28 ENERGYMAXX 4

0.17 ENERGYMAXX 10

0.17 ENERGYMAXX 10 ELITE



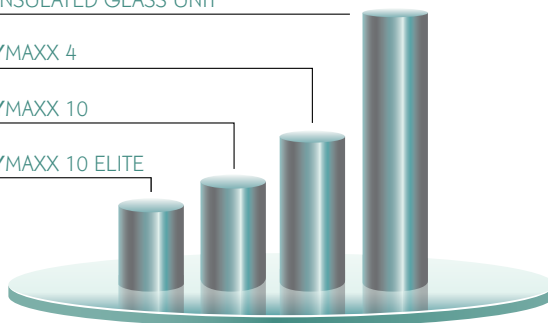
SOLAR HEAT GAIN*

0.54 CLEAR INSULATED GLASS UNIT

0.27 ENERGYMAXX 4

0.23 ENERGYMAXX 10

0.17 ENERGYMAXX 10 ELITE



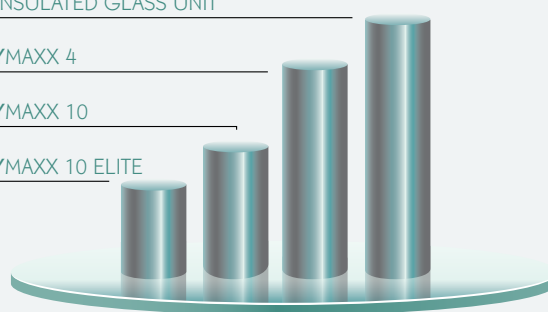
VISIBLE LIGHT*

0.57 CLEAR INSULATED GLASS UNIT

0.50 ENERGYMAXX 4

0.40 ENERGYMAXX 10

0.36 ENERGYMAXX 10 ELITE



*Based on Model 9E01 whole window values single-strength glass, no grids. Clear single pane and standard double pane numbers from EWC.


LOOK FOR THE LABELS

When purchasing new window products, homeowners should make note of two things. The first is the window's performance ratings and the second is if those ratings qualify the product for the ENERGY STAR program.

The National Fenestration Rating Council (NFRC) Energy Performance label is designed to help consumers identify a rating or a measurement scale that reflects a window's performance. This will help you compare the energy performance characteristics of window and door products, per different brands and manufacturers, as well.

The ENERGY STAR label was created to make it easy – and rewarding – to choose products with high energy efficiency performance ratings for your home. When you see the ENERGY STAR label, you know that this product is a positive choice for energy efficiency, fuel savings and the environment. The program also certifies brand new homes or office buildings as meeting or exceeding the program's higher standards for energy efficiency.

The ENERGY STAR program identifies four different heating and cooling U.S. climate zones. Preservation Windows with EnergyMaxx insulating glass packages are qualified in all four zones – all 50 states.

		AMI MODEL 9001 – PRESERVATION DOUBLE HUNG CPD# PRW-A-30-00035-00001 SOLID VINYL – WELDED – TRIPLE GLZD 1" TIG, SS LOEZ, DBL KRYPTON, SST	
ENERGY PERFORMANCE RATINGS			
U-Factor 0.17 (U.S./I-P)		Solar Heat Gain Coefficient 1.02 (Metric/SI)	
U-Factor 0.23		Solar Heat Gain Coefficient	
ADDITIONAL PERFORMANCE RATINGS			
Visible Transmittance 0.40		— —	
<small>Manufacturer stipulates that these ratings conform to applicable NFRC procedures for determining whole product performance. NFRC ratings are determined for a fixed set of environmental conditions and a specific product size. NFRC does not recommend any product and does not warrant the suitability of any product for any specific use. Consult manufacturer's literature for other product performance information. www.nfrc.org</small>			


U-FACTOR*
Most critical during heating seasons, the lower the U-Factor, the greater a window's resistance to heat flow or the greater its insulating value. U-Factor ratings usually fall between 0.18 and 1.20, with a lower U-Factor indicating that your furnace won't need to run as much, helping to save you money on heating costs.

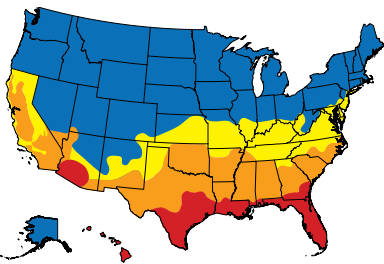
SOLAR HEAT GAIN COEFFICIENT*
Most critical during cooling seasons, a lower Solar Heat Gain Coefficient (SHGC) means that less solar radiation is being admitted through your windows. Often indicated by a number between 0 and 1, a lower SHGC means that your air conditioner will not be required to operate as much.

VISIBLE TRANSMITTANCE*
Most often displayed as a number between 0 and 1, Visible Transmittance (VT) measures the amount of light that is transmitted through a window. More specifically, VT is the portion of the electromagnetic solar spectrum that produces light that can be seen by the human eye.

*Based on whole window values.

ENERGY STAR® QUALIFIED IN ALL 50 STATES





- Northern
- North-Central
- South-Central
- Southern

INNOVATIVE GLASS OPTIONS MAKE MAINTENANCE EASY

THE NATURAL WAY TO CLEARER, CLEANER WINDOWS

SunClean® Self-Cleaning Glass allows homeowners to spend less time washing their windows while giving them a clearer view. SunClean glass has a durable, transparent coating bonded to its outer surface during the manufacturing process. The coating utilizes two natural resources: the sun's ultraviolet rays and water to slowly decompose and loosen organic dirt and then rinse it away. This two-part action is why SunClean Self-Cleaning Glass is easier to clean.



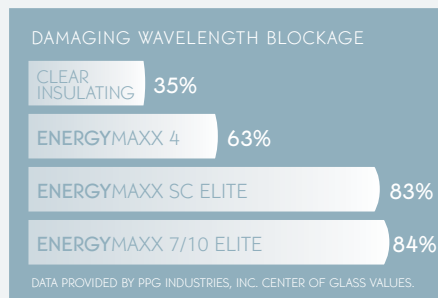
CLARITYONE™ GLASS MEANS YOU'LL CLEAN WINDOWS A WHOLE LOT LESS

Who enjoys washing windows? ClarityOne Glass keeps your Preservation Windows clean longer than windows with ordinary glass. That's because ClarityOne Glass is chemically treated to create a super-smooth surface that won't attract, or hold, dirt and dust. This glass is available on all Preservation Windows, so sit back and enjoy the view . . . the difference is clear!



PHOTOCHEMICAL DAMAGE RESISTANCE

Nothing brightens a room like natural light. It makes us feel good to let the sunshine in. But the light we love can fade our surroundings, such as carpet, drapes, pictures and furniture. The fading is a result of a photochemical process that is a combination of the level of visible light in a room, the heat it generates, the strength of the infrared and the ultraviolet radiation. EnergyMaxx 7 or 10 Elite insulated glass provides a high level of photochemical damage resistance to the interior of your home and is energy-efficient, too. An EnergyMaxx 7 or 10 Elite insulated glass unit protects against photochemical damage 140% better than insulated clear glass against the sun's harmful UV rays.



The graphic above shows that an EnergyMaxx 7 or 10 Elite insulated glass unit is over 140% better than that of a clear insulated glass unit at filtering out these harmful elements from the sun.

ENERGYMAXX GLASS HAS
PATENTED COATINGS THAT
REPEL THE SUN'S HEAT AND
DAMAGING RAYS IN SUMMER
AND REFLECT YOUR HOME'S
HEAT BACK INTO THE ROOM
IN WINTER.





DOUBLE-HUNG WINDOWS

The traditional design of Preservation Double-Hung Windows makes them the perfect choice for homeowners who want the best. They combine functional beauty, balanced daylighting and an array of decorative options that allow you to enhance your environment.



Sashes easily tilt-in for easier, safer cleaning. All Preservation Windows are available with SunClean or ClarityOne glass packages – glass that's easier to clean and stays clean longer.

TRADITIONAL BEAUTY

- Equal sightlines
- Coved glazing beads
- Beveled exterior masterframe

UNSURPASSED ENERGY EFFICIENCY

- Full 1" insulating glass with SST warm-edge spacer system
- Optional EnergyMaxx high-performance glass packages
- ProgressiveEfficiency carbonized polystyrene insulation in sashes and masterframe
- TrueCapture sloped sill
- Heavy-duty Mylar weatherstripping


MAINTENANCE FREEDOM AND EASE OF USE

- Origin II premium extruded vinyl never needs painting or staining
- Both sashes tilt-in for easy cleaning
- EvenForce block and tackle balances make raising and lowering sashes easy
- Optional SunClean or ClarityOne low-maintenance glass packages

LIFELONG STRENGTH AND DURABILITY

- IntegraWeld fusion welding
- Maxum33 fiberglass sash reinforcement
- Heavy-duty locking and operating hardware
- Dual locks on all windows 29" or wider
- Lifetime Limited Transferable Warranty – including glass breakage*

Sash meeting rails feature internal Maxum33 fiberglass lineal reinforcement.



Low-profile cam-action lock is available in a variety of colors and finishes.



Contoured tilt latches and sash vent stops.





SLIDING WINDOWS

These windows present the best of both worlds by combining exquisite form with effortless function. You'll appreciate the timeless style of their smooth, clean lines. Our innovative design provides years of easy-to-operate, fingertip control.



Preservation Sliding Windows add warmth and beauty to any setting, shown above in white with contoured colonial grids.

TRADITIONAL BEAUTY

- Equal sightlines
- Coved glazing beads
- Beveled exterior masterframe

UNSURPASSED ENERGY EFFICIENCY

- Full 1" insulating glass with SST warm-edge spacer system
- Optional EnergyMaxx high-performance glass packages
- ProgressiveEfficiency carbonized polystyrene insulation in sashes and masterframe
- Heavy-duty weatherstripping and weatherseals

MAINTENANCE FREEDOM AND EASE OF USE

- Origin II premium extruded vinyl never needs painting or staining
- Both sashes lift-out for easy cleaning
- Brass sash roller system makes windows easy to glide
- Optional SunClean or ClarityOne low-maintenance glass packages

LIFELONG STRENGTH AND DURABILITY

- IntegraWeld fusion welding
- Maxum33 fiberglass sash reinforcement
- Heavy-duty locking and operating hardware
- Dual locks on all windows 29" or taller
- Lifetime Limited Transferable Warranty – including glass breakage*

Each sliding window operating sash features two sets of solid-brass tandem rollers to ensure smooth, effortless window operation.



Sash vent stops allow fresh airflow.



IN-SWING SLIDING WINDOWS

- No need to remove sashes
- SturdyGrip™ sash lock allows all sashes to swing in easily for cleaning
- Available in 2- and 3-lite models
- Glide shoe locks sash in position when opened more than four degrees





CASEMENT WINDOWS

A focal point of any room, these windows have a time-honored allure and style that always make them a welcome addition. We've added state-of-the-art performance to their traditional beauty to bring new levels of elegance and energy efficiency.



TRADITIONAL BEAUTY

- Coved glazing beads
- Beveled exterior masterframe

UNSURPASSED ENERGY EFFICIENCY

- Full 1" insulating glass with SST warm-edge spacer
- Optional EnergyMaxx high-performance glass packages
- ProgressiveEfficiency insulation in sashes and masterframe
- Heavy-duty weatherstripping and weatherseals

MAINTENANCE FREEDOM AND EASE OF USE

- Origin II premium extruded vinyl never needs painting or staining
- Heavy-duty stainless steel hinge system
- Optional SunClean or ClarityOne low-maintenance glass packages

LIFELONG STRENGTH AND DURABILITY

- IntegraWeld fusion welding
- Stainless steel multiple-point locking and operating hardware
- Lifetime Limited Transferable Warranty – including glass breakage*

Add a unique appeal and a bold new look to every room in your home with Preservation Casement Windows. Choose from white, taupe or a variety of woodgrain interior finishes.

Fold-away crank handle won't interfere with blinds or curtains.



Functional and durable stainless steel operating mechanism.



Single-lever locking handle.



Much of the growing popularity of the casement window is because of its flexibility. Preservation Casement Windows are a perfect complement to any home's architecture.





AWNING WINDOWS

Designed with your comfort in mind, awning style windows allow you to express your personal style while providing a unique decorating accent. Along with their contemporary styling, our state-of-the-art engineering ensures reliable operation season-after-season, year-after-year.

TRADITIONAL BEAUTY

- Coved glazing beads
- Beveled exterior masterframe

UNSURPASSED ENERGY EFFICIENCY

- Full 1" insulating glass with SST warm-edge spacer
- Optional EnergyMaxx high-performance glass packages
- ProgressiveEfficiency carbonized polystyrene insulation in sashes and masterframe
- Heavy-duty weatherstripping and weatherseals

MAINTENANCE FREEDOM AND EASE OF USE

- Origin II premium extruded vinyl never needs painting or staining
- Heavy-duty stainless steel hinge system
- Dual locking handles
- Optional SunClean or ClarityOne low-maintenance glass packages

LIFELONG STRENGTH AND DURABILITY

- IntegraWeld fusion welding
- Stainless steel locking and operating hardware
- Dual cam-action jamb locks
- Lifetime Limited Transferable Warranty – including glass breakage*

This home renovation features the time-honored combination of awning and fixed-lite windows. The results are dramatic, elegant and unique.




Totally revamp and enhance the look of any room with the addition of Preservation Awning Windows. They beautifully combine with fixed picture windows to let in the fresh air while keeping the weather out.

Dual locking system on each side of the window.



Sturdy stainless steel hinge system for trouble-free operation.





BAY, BOW AND BOX WINDOWS

Nothing else can match the beauty and understated elegance of these very distinctive styles. Their smooth lines add a charming touch to your home, while expanding your outdoor view. They are also skillfully crafted to help reduce energy loss and enhance your indoor comfort.



The extended box window easily adds a new dimension to this traditional dining area.

TRADITIONAL BEAUTY

- Coved glazing beads
- Beveled exterior masterframe
- Wide selection of interior woodgrain and glass options

UNSURPASSED ENERGY EFFICIENCY

- Full 1" insulating glass with SST warm-edge spacer
- Optional EnergyMaxx high-performance glass packages
- ProgressiveEfficiency carbonized polystyrene insulation in sashes and masterframe
- Heavy-duty weatherstripping and weatherseals

MAINTENANCE FREEDOM AND EASE OF USE

- Origin II premium extruded vinyl never needs painting or staining
- Heavy-duty stainless steel hinge system
- Optional SunClean or ClarityOne low-maintenance glass packages

LIFELONG STRENGTH AND DURABILITY


- IntegraWeld fusion welding
- Multiple-point locking and operating hardware
- Lifetime Limited Transferable Warranty – including glass breakage*

EXTENDED BOX WINDOW


- Solid construction features 1¼" Oak or Birch furniture-grade hardwood veneer
- Exterior projection options of 7", 9" or 11"
- Configurations available up to 6' in height
- Available in 1-, 2- and 3-lite models

NATURAL INTERIOR FINISHES

Choose from an Oak or Birch furniture-grade hardwood veneer to complement your window selection. These veneers are standard on the head, jamb and seatboard of your bay or bow frame and can be stained[†] to coordinate with your window's interior woodgrain selection.



OAK



BIRCH

INTERIOR LAMINATE FINISHES


Match your window's solid color or woodgrain finish with an optional matching head, jamb and seatboard laminate.



WHITE




TAUPE




SOFT MAPLE



RICH MAPLE




LIGHT OAK



DARK OAK



FOXWOOD



CHERRY

PRESERVATION CORIAN® SEATBOARDS ARE AVAILABLE IN:




CAMEO WHITE



BEACH




SANDSTONE



DUSK



MESA BROWN



BLACK LAVA



GARDEN WINDOWS

The Preservation Garden Window offers an easy way to open up the visual space in any room. They invite the outdoors inside, adding sunlight and warmth without sacrificing comfort. And the deep 17" seatboard makes a great accent area.



Full 1" insulating glass allows the Preservation Garden Window to invite the outdoors inside without sacrificing comfort.

TRADITIONAL BEAUTY

- Elegant lines match traditional, transitional or contemporary architecture
- Deep seatboard and glass shelf provide extra room for plants and flowers

UNSURPASSED ENERGY EFFICIENCY

- Full 1" insulating glass
- Optional EnergyMaxx high-performance glass packages
- Casement locking system tightly seals operating windows
- Heavy-duty weatherstripping and weatherseals

MAINTENANCE FREEDOM AND EASE OF USE

- Origin II premium extruded vinyl never needs painting or staining
- Heavy-duty stainless steel hinge system
- Optional SunClean or ClarityOne low-maintenance glass packages

LIFELONG STRENGTH AND DURABILITY

- IntegraWeld fusion welding
- Insulated sloping sky pane is tempered for improved safety
- Lifetime Limited Transferable Warranty – including glass breakage*

Preservation Garden Windows feature easy-to-reach operating and locking hardware.





ILLUMINATIONS™ CONTEMPORARY-STYLE SLIDING PATIO DOORS - 3" RAILS

Create a fresh and inviting entry to your home with our Preservation Contemporary-Style Sliding Patio Door. The sleek, clean-line design features symmetrical 3" rails for the perfect touch of modern sophistication.



CLASSIC ELEGANCE WITH ARCHITECTURAL APPEAL


1. Premium vinyl masterframe and sash extrusions are colored throughout – won't chip, peel, crack or warp and never need to be repainted.
2. Masterframe and sash feature a double-wall design and multi-chambered construction for outstanding strength and thermal protection.
3. Dual internal/external weatherstripping on the sash ensures optimal energy efficiency and performance.
4. Symmetrical 3" sash rails with mitered and fusion-welded joints provide enhanced aesthetic appeal as well as added strength and durability.
5. 1" thick insulated glass unit with the SST warm-edge spacer system saves energy year-round by reducing the transfer of heat and cold.
6. Steel reinforcements at the interlocks and lock rails increase strength, rigidity and structural integrity.
7. Contoured glazing bead adds visual interest and beauty.
8. Precision-engineered tandem roller system ensures quiet and easy operation of the door panel.
9. Masterframe joints incorporate closed-cell foam gaskets for superior sealing.

ADDITIONAL FEATURES

- Deep interlocks with a protective bulb weatherstrip deliver increased insulation and a tight seal.
- Masterframe includes interior and exterior accessory grooves for installation and design versatility.
- Multi-point locking system with strong steel hook design seals the door tightly closed and helps prevent energy loss.
- Interlock incorporates a built-in, anti-lift feature to impede door panel removal when closed or locked.
- Stainless steel roller track eliminates the possibility of unsightly dark residue and wearing typical of aluminum tracks.
- Heavy-duty extruded aluminum screen features four adjustable rollers for smooth gliding.
- Available in a 2-panel style in 5', 6', 8' and Wisconsin-style widths; 3-panel styles in 9' and 12' widths; and a 4-panel style in a 12' width with center panels that open to each side.
- Choose a white or taupe door with left or right moving panel – left moving panel is standard (outside looking in); not field reversible.
- Backed by a Lifetime Limited Warranty.†

PATIO DOOR OPTIONS

- ENERGY STAR® qualified EnergyMaxx® insulated glass package options.
- Tandem rollers available with stainless steel housing and bearings for harsh environments.
- Interior ventilation foot lock allows convenient yet limited opening of the door for airflow.
- Keyed exterior lock offers convenient access from outside the home.
- Decorative grids or V-grooved cut glass patterns for enhanced beauty.



CONTEMPORARY-STYLE PATIO DOOR
GLASS PERFORMANCE COMPARISON²

	U-FACTOR	SHGC
CLEAR	0.42	0.56
ENERGYMAXX 4	0.26	0.29
ENERGYMAXX 4 ELITE	0.26	0.20
ENERGYMAXX 7	0.19	0.25

² 9400 whole door values.



ILLUMINATIONS™ CLASSIC-STYLE SLIDING PATIO DOORS - 5" RAILS

We've given our Preservation Classic-Style Sliding Patio Door an ample measure of traditional beauty but with a tough, high-endurance build. Generous 5" rails convey a familiar sense of home, while design innovations and easy-care features merge perfectly with today's carefree lifestyle.



TIME-HONORED BEAUTY WITH MODERN PRACTICALITY


1. Premium vinyl masterframe and sash extrusions are colored throughout – won't chip, peel, crack or warp and never need to be repainted.
2. Masterframe and sash feature a double-wall design and multi-chambered construction for outstanding strength and thermal protection.
3. Dual internal/external weatherstripping on the sash ensures optimal energy efficiency and performance.
4. Ample 5" sash rails with mitered and fusion-welded joints provide traditional beauty as well as added strength and durability.
5. 1" thick insulated glass unit with the SST warm-edge spacer system saves energy year-round by reducing the transfer of heat and cold.
6. Steel reinforcements at the interlocks and lock rails increase strength, rigidity and structural integrity.
7. Contoured glazing bead adds visual interest and beauty.
8. Precision-engineered tandem roller system ensures quiet and easy operation of the door panel.
9. Masterframe joints incorporate closed-cell foam gaskets for superior sealing.

ADDITIONAL FEATURES

- Deep interlocks with a protective bulb weatherstrip deliver increased insulation and a tight seal.
- Masterframe includes interior and exterior accessory grooves for installation and design versatility.
- Multi-point locking system with strong steel hook design seals the door tightly closed and helps prevent energy loss.
- Interlock incorporates a built-in, anti-lift feature to impede door panel removal when closed or locked.
- Stainless steel roller track eliminates the possibility of unsightly dark residue and wearing typical of aluminum tracks.
- Heavy-duty extruded aluminum screen features four adjustable rollers for smooth gliding.
- Available in a 2-panel style in 5', 6', 8' and Wisconsin-style widths; 3-panel styles in 9' and 12' widths; and a 4-panel style in a 12' width with center panels that open to each side.
- Choose a white or taupe door with left or right moving panel – left moving panel is standard (outside looking in); not field reversible.
- Backed by a Lifetime Limited Warranty.†

PATIO DOOR OPTIONS

- ENERGY STAR qualified EnergyMaxx insulated glass package options.
- Tandem rollers available with stainless steel housing and bearings for harsh environments.
- Interior ventilation foot lock allows convenient yet limited opening of the door for airflow.
- Keyed exterior lock offers convenient access from outside the home.
- Decorative grids or V-grooved cut glass patterns for enhanced beauty.



CLASSIC-STYLE PATIO DOOR
GLASS PERFORMANCE COMPARISON²

	U-FACTOR	SHGC
CLEAR	0.40	0.49
ENERGYMAXX 4	0.26	0.25
ENERGYMAXX 4 ELITE	0.26	0.18
ENERGYMAXX 7	0.20	0.22

² 9400 whole door values.



ILLUMINATIONS™ FRENCH-STYLE SLIDING PATIO DOORS

Traditional French-style doors are a popular choice but require a considerable amount of space to operate. Our Preservation French-Style Sliding Patio Door captures the same authentic “French door” elegance but in a floor space-saving design.



AUTHENTIC FRENCH DOOR CHARACTER AND CHARM

1. Premium vinyl masterframe and sash extrusions are colored throughout – won't chip, peel, crack or warp and never need to be repainted.
2. Masterframe and sash feature a double-wall design and multi-chambered construction for outstanding strength and thermal protection.
3. Dual internal/external weatherstripping on the sash ensures optimal energy efficiency and performance.
4. 5" top rail, 7" bottom rail and 3" side rails feature mortised joints for added strength and authentic “French door” charm.
5. 1" thick insulated glass unit with the SST warm-edge spacer system saves energy year-round by reducing the transfer of heat and cold.
6. Steel reinforcements at the interlocks and lock rails increase strength, rigidity and structural integrity.
7. Contoured glazing bead adds visual interest and beauty.
8. Precision-engineered tandem roller system ensures quiet and easy operation of the door panel.
9. Masterframe joints incorporate closed-cell foam gaskets for superior sealing.

ADDITIONAL FEATURES

- Deep interlocks with a protective bulb weatherstrip deliver increased insulation and a tight seal.
- Masterframe includes interior and exterior accessory grooves for installation and design versatility.
- Multi-point locking system with strong steel hook design seals the door tightly closed and helps prevent energy loss.
- Interlock incorporates a built-in, anti-lift feature to impede door panel removal when closed or locked.
- Stainless steel roller track eliminates the possibility of unsightly dark residue and wearing typical of aluminum tracks.
- Heavy-duty extruded aluminum screen features four adjustable rollers for smooth gliding.
- Available in a 2-panel style in 5', 6', 8' and Wisconsin-style widths; 3-panel styles in 9' and 12' widths; and a 4-panel style in a 12' width with center panels that open to each side.
- Choose a white or taupe door with left or right moving panel – left moving panel is standard (outside looking in); not field reversible.
- Backed by a Lifetime Limited Warranty.†

PATIO DOOR OPTIONS

- ENERGY STAR qualified EnergyMaxx insulated glass package options.
- Tandem rollers available with stainless steel housing and bearings for harsh environments.
- Interior ventilation foot lock allows convenient yet limited opening of the door for airflow.
- Keyed exterior lock offers convenient access from outside the home.
- Decorative grids or V-grooved cut glass patterns for enhanced beauty.



FRENCH-STYLE PATIO DOOR
GLASS PERFORMANCE COMPARISON²

	U-FACTOR	SHGC
CLEAR	0.41	0.52
ENERGYMAXX 4	0.27	0.26
ENERGYMAXX 4 ELITE	0.26	0.19
ENERGYMAXX 7	0.20	0.23

² 9400 whole door values.




LEADED GLASS COLLECTION

Preservation Beveled-Leaded Stained Glass adds elegance and distinction to any home ...and complements any architectural motif. Every piece of the leaded glass collection is handcrafted using hand-cut glass, crystal bevel clusters and hand-soldered camings.



Our leaded glass collection features a number of attractive glass styles. Each is ready for your personalization. Select a complementary color from our stained glass palette and a coming metal to match your taste – brass, pewter or lead.



†This glass pattern does not utilize stained glass.



CUSTOMIZE WITH COLOR



WHITE*

TAUPE*

ARCHITECTURAL
BRONZE

ENGLISH
RED

DESERT
CLAY

HUDSON
KHAKI

FOREST
GREEN

AMERICAN
TERRA

CASTLE
GRAY

Open your windows to a world of design possibilities. From dramatic and daring to simple and sublime, Preservation Windows and Patio Doors now inspire your personal touch with gorgeous and durable color combinations. Our exquisite palettes let you add a deep, luxurious hue to accentuate your home's exterior, while featuring an elegant woodgrain to complement your interior décor. Whether you prefer a subtle design or visual richness with contrasting colors, our innovative collection will take your windows from functional to fabulous.

EXTERIOR COLOR COLLECTION

Our architecturally coordinated exterior colors are achieved with a cutting-edge polyurethane coating technology incorporating heat-reflective pigments to ensure a remarkably strong, fade-resistant and highly weatherable finish that's easy to clean. This innovative color offering is the pinnacle of traditional appeal mixed with modern practicality.

INTERIOR WOODGRAINS AND COLORS

Interior woodgrain laminate finishes are performance-engineered for outstanding durability that maintains its attractive appearance over the life of the product. The beautiful quality will refine your home with the simple elegance of easy living.

WHITE*

TAUPE*

WHITE
WOODGRAIN**

SOFT MAPLE

RICH MAPLE

LIGHT OAK

DARK OAK

FOXWOOD

CHERRY


*Extruded solid color.

**White woodgrain is available with a taupe base only.

WINDOW GRID OPTIONS

INTERIOR GRIDS


Interior grids are available in complementary white or taupe with Colonial, Diamond, Craftsman, Prairie and Double Prairie patterns. All grids are enclosed within the insulated glass unit – making glass cleaning a breeze.



TRADITIONAL COLONIAL




DIAMOND



CRAFTSMAN¹



PRAIRIE



DOUBLE PRAIRIE

Contoured or traditional grids, featuring a modeled 'cut-wood' look, are available in complementary colors and matching woodgrains.



CONTOURED COLONIAL WHITE²



TRADITIONAL COLONIAL WHITE³



CONTOURED
SOFT MAPLE



CONTOURED
RICH MAPLE



CONTOURED
LIGHT OAK



CONTOURED
DARK OAK



CONTOURED
FOXWOOD



CONTOURED
CHERRY



NARROW
BRASS⁴



TRADITIONAL
GOLDTONE⁵

¹ Available in operating and fixed-lite casement windows only.

² Standard on exterior color-finished windows.

³ Available in light oak, dark oak and cherry.

⁴ Available in Colonial only.

⁵ Available in Single or Double Prairie styles.



OPTIONAL LOCK FINISHES


Preservation window locks are available in standard white and taupe. Optional finishes are bright brass, antique brass, oil rubbed bronze, bright chrome and satin nickel.



BRIGHT BRASS ANTIQUE BRASS OIL RUBBED BRONZE BRIGHT CHROME SATIN NICKEL

OPTIONAL OPERATING HANDLE FINISHES


Preservation casement hardware is available in bright chrome, antique brass and satin nickel.



ANTIQUÉ BRASS BRIGHT CHROME SATIN NICKEL

OPTIONAL PATIO DOOR HANDLE FINISHES

Our Contemporary-Style and Classic-Style Sliding Patio Doors feature a popular handle design with thumb latch for universal appeal.



WHITE TAUPE BRIGHT BRASS ANTIQUÉ BRASS BRIGHT CHROME BRUSHED CHROME

The gracefully contoured handle on our French-Style Sliding Patio Door includes a top lock for added resistance.



WHITE TAUPE BRIGHT BRASS ANTIQUÉ BRASS BRIGHT CHROME BRUSHED CHROME


V-GROOVED CUT GLASS

Preservation Windows are also available in a variety of polished and frosted v-grooved cut glass patterns. These glass styles are an ideal way to add subtle elegance to any home... without obstructing the view.




POLISHED

FROSTED



COLONIAL

DIAMOND



SINGLE PRAIRIE

DOUBLE PRAIRIE



STARCREST

STARCREST II



STARCREST III

PRESERVATION[®]

WWW.PRESERVATIONCOLLECTION.COM

©2012 Associated Materials Incorporated (AMI). Preservation and EnergyMaxx are registered trademarks of AMI.

Health Smart Windows is a registered trademark of Edgetech I.G. Inc. ClarityOne, EvenForce, Maxum33, TrueCapture, and SST are trademarks of AMI. BetterVue is a registered trademark of PhiFer Inc. SunClean is a registered trademark of PPG Industries, Inc. ENERGY STAR is a U.S. registered trademark. USGBC and related logo is a trademark owned by the U.S. Green Building Council and is used by permission. *A copy of the written product warranty is available by writing to: P.O. Box 2010, Akron, Ohio 44309. †It is imperative that your new bay or bow window is sealed and finished properly within the first 30 days after installation. Failure to properly finish and seal all of the wood components may cause the wood to fade, swell, warp, or develop other defects that would not be covered under your normal product warranty. Colors are reproduced by lithographic process and may vary slightly from colors of actual product. Due to product changes, improvements and other factors, AMI reserves the right to change or delete information contained herein without prior notice.

Printed in U.S.A. 75-8100-01 6-12/5M/OP



Please Recycle

